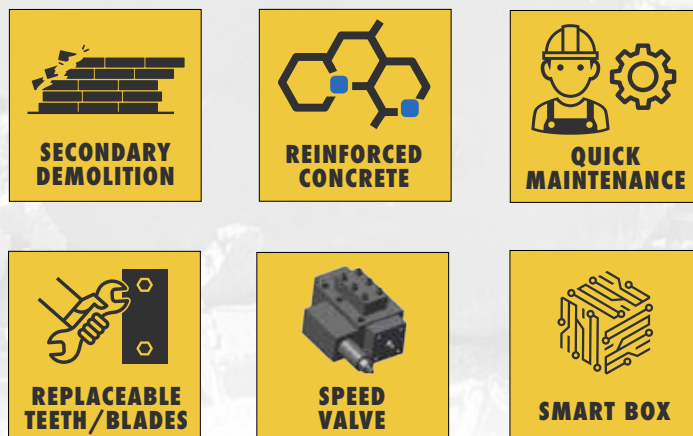




MCP-LINE


FIXED PULVERIZERS



MCP-IT

INTERCHANGEABLE TEETH

HIGH PERFORMANCE DESIGN



Video at work



New **cylinder shield*** designed for the best protection in every situation.

** Check models availability with the sales office*



The **reinforced structure** of the RP-IT is designed for the demolition of reinforced concrete.



The **specific design** of the mouth is designed for effective ground demolition.



The **Speed-Valve** reduces opening and closing times, improving productivity.



Interchangeable plates, made up of 2 independent parts, allow quick replacement of worn teeth.




Real-time tracking of equipment performance.



The **Interchangeable plates** are available in **two versions** with different tooting to adapt to primary or secondary demolition.

The two parts that make up the plate are made by a **fusion** process that ensure high tresistance.*



UPPER JAW PLATES

SINGLE TOOTH PLATE



ST

DOUBLE TOOTH PLATE



DT

LOWER JAW PLATES



RP10-IT
RP16-IT
RP20-IT
RP30-IT



RP40-IT
RP50-IT
RP80-IT

* Available for MCP800-IT, MCP910-IT

* Check availability with the sales office

MODEL		MCP600-IT	MCP800-IT
EXCAVATOR WEIGHT	t	11-18	18-27
TOOL WEIGHT *	kg	1050	2200
OPENING	mm	620	830
HEIGHT MAX.	mm	1600	2070
CRP PLATE		●	●
PP PLATE		●	●
HYDRAULIC WORKING PRESSURE	bar	280-320	280-320
OIL FLOW	l/min	100-180	180-220

We are constantly improving our products and therefore we reserve the right to change the design and technical specifications without prior notice.

MCP910-IT	MCP1000-IT	MCP1300-IT
28-38	39-50	60-90
3100	4200	8000
1000	1150	1300
2400	2700	3250
●	●	○
●	●	●
280-320	280-320	320-350
220-280	280-320	500-600

* Tool weight does include Mantovanibenne top bracket.

○ Not available ● Available